

80MM Pos

OCPP-806-W

	576/ 512/ANK
	A 12 * 24 1.5W * 3.0Hmm; B 9 * 17 1.1W * 2.1Hmm
	24 * 24 3.0W * 3.0Hmm
	UPC-A / UPC-E / JAN13/EAN13/ JAN8/EAN8/CODABAR / ITF / CODE39 / CODE93 / CODE128
	300mm / sec
	Wi-Fi + USB
	ESC / POS
	Win9X / Win2000 // Win2003 / Win Vista / Win 7 / Windows XP / Win8 / Win10 / Linux ESPON
	79.5±0.5mm 72mm
	83mm
	0.06-0.08mm
	100
	DC24V / 2.5A
	0-45
	10-80
	195D * 155W * 148H mm
	2.70kg
	29 * 21 * 17; 8 * 60 * 44 * 36cm



**80mm Thermal Receipt  
Printer with auto-cutter  
OCPP-806**



**Product Picture**





## Features

**Simple but not easy**



Water-proof and grease-proof.



- Support NV image downloading and printing
- Support different density bitmap graphics printing



Support raster bitmap printing



USB+Serial +Ethernet  
or WIFI+USB+LAN



High Printing Speed  
(Max 260mm/second)  
Auto Cutter Optional



Characters can be amplified, printed in bold optionally, and line spacing printing can be adjusted



## All-round show





## Application Area

Food delivery, restaurant, Traffic Citation, Logistics,  
Transportation, Warehouse management, Delivery, Illegal  
Parking Ticket, Drugstore, Price Tag, Retail/Farm



## Parameter

Printing Method	Direct Thermal
Printing Character	576 dots/line, 512 dots/line, ANK characters
Font	A: 12*24dots, 1.5(W)*3.0(H)mm; B: 9*17dots, 1.1(W)*2.1(H)mm
Simplified/Traditional Chinese	24*24dots, 3.0(W)*3.0(H)mm
Barcode Type	UPC-A/UPC-E/JAN13(EAN13)/JAN8(EAN8)CODABAR/ITF/CODE39/CODE93/CODE128
Printing Speed	300mm/sec
Interface	Wifi + USB
Printing Command	Compatible with ESC/POS
Drivers	Win9X/Win2000/Win2003/Win Vista/ Win 7/Window XP /, compatible with ESPON,
Printing Width	79.5±0.5mm( print width 72mm)
Paper Diameter	83mm
Paper Thickness	0.06-0.08mm
Cutter	Auto cutter
Printing Reliability	100km
Power	DC24V/2.5A
Temperature	0-45 degree
Contrast Humidity	10-80%
External Dimension	195D*155W*148H mm
Gross Weight	2.70kg
Package	Inner Box: 29*21*17cm; Carton Size (8 pcs): 60*44*36(cm)

## Paper Roll Installation



- A Open the printer cover.
- B Install the roller in the roll paper, and put them into the printer.
- C Pull out some paper outside the printer and then close the printer cover.
- D Close the top cover. Press the printer cover to avoid error position of roll paper.
- E Tear-off the paper correctly.

---

### Setting the Printing Mode(DIP switches):

The DIP switches are used to set the printer to perform various functions, such as cutter mode, character set, speed, beeper, print density and etc.

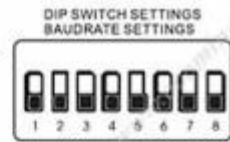




1. Remove the DIP switches cover on the bottom of the printer.

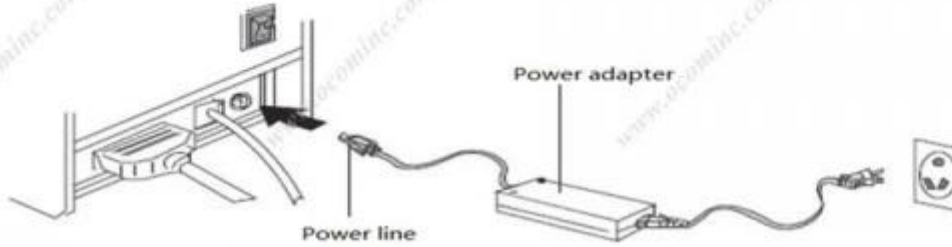


2. DIP switches setting

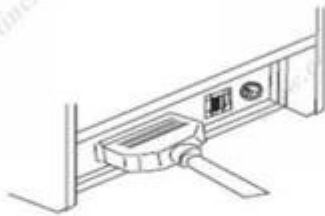


## Connection

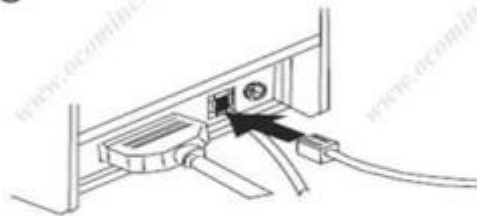
a



b



c



- a. Plug the DC cord connector into the printer's power connector..
- b. Plug the data cable connector into the printer's interface connector.
- c. Plug the drawer cable into the drawer kick-out connector on the back of the printer next to the interface connector.

## Shipping and payment

1. Air, Sea, Express(DHL, FedEx, UPS, EMS, TNT and so on)
2. EXPRESS: around 3-7 working days to arrive
3. INTERNATIONAL AIR MAIL: usually around 2-4 days to arrive, will also depend on which destination port
4. By sea: depend on which destination port
5. T/T
6. Western Union
7. Escrow
8. L/C

## Company Profile



OCOM Technologies Limited is a professional supplier specialized in POS and Auto-ID applications. Our products portfolio covers Barcode Scanner, Barcode Printer, Thermal Printer, Dot Matrix Printer, Magnetic Card Reader, Data Collector, POS Terminal, and other IOT products.

We have FCC, CE, RoHS, and other certifications. We have sell our products to West Europe, North American, Africa, Asia-Pacific and other countries.

OCOM has professional teams including marketing, R&D, quality control, production and sales service. All of the sales representatives have 3 to 10 years experience in international trading, which help us to meet the customers' needs.

OCOM have been sticking to the quality system of ISO9001:2008. We conduct strict IQC, IPQC and OQC inspection in every industrial procedure. Based on our strong capacity, the normal lead time for main products is about 3 to 7 days even for bulk order.

For more information, please contact us at [info@ocominc.com](mailto:info@ocominc.com)

You can find more information of us at: [www.ocominc.com](http://www.ocominc.com),  
Together we quest for the best.



□□□□

\*[□□□□](#)

\*[□□□□□](#)

\*[□□□□□□](#)

\*[□Windows□](#)

\*[□Linux□](#)

\*[□□□□□□□□](#)

\*[□USB Printdemo□□□□□□□□](#)

\*[□□□□□□□□□□□□](#)

\*[□Wifi□□□□□□□□□□□□](#)

\*[□SDK-Android](#)

\*[□□□□-□□](#)