

3 cale z auto-nóż termicznyBill drukarki

(Model: OCPP-806)

Specyfikacja:

Metoda drukowania	termiczna
drukowanie znaków	576 punktów / liniowe, 512 punktów / linii, znaków ANK
Czcionka	A: 12 * 24dots, 1,5 (W) * 3,0 (H) mm; B: 9 * 17dots, 1,1 (W) * 2,1 (H) mm
Uproszczony / chiński tradycyjny	24 * 24dots, 3,0 (W) * 3,0 mm (H)
Kod kreskowy Rodzaj	UPC-A / UPC-E / JAN13 (EAN13) / JAN8 (EAN8) CODABAR / ITF / CODE39 / CODE93 / CODE128
prędkość druku	300 mm / s
Berło	Seryjny + USB + Ethernet
Komenda drukowanie	Kompatybilny z ESC / POS
sterowniki	Win9x / Win2000 // Win2003 / Win Vista / Win 7 / Okno XP / kompatybilny z ESPON
Szerokość druku	79,5 ± 0,5 mm (szerokość druku 72mm)
Średnica papieru	83mm
Grubość papieru	0.06-0.08mm
Nóż	Auto kuter
Niezawodność Printing	100 km
Moc	DC24V / 2.5A
Temperatura	0-45 stopni
Kontrast Wilgotność	10-80%
Wymiary zewnętrzne	195D * 155W * 148H mm
Waga brutto	2,70 kg
Pakiet	Ramka wewnętrzna: 29 * 21 * 17cm; Rozmiar kartonu (8 sztuk): 60 * 44 * 36 (cm)

Szczegóły Produktu:



**80mm Thermal Receipt
Printer with auto-cutter
OCPP-806**



Product Picture





Features

Simple but not easy

Water-proof and grease-proof.



Support NV image downloading and printing
Support different density bitmap graphics printing



Support raster bitmap printing



USB+Serial +Ethernet



High Printing Speed
(Max 260mm/second)
Auto Cutter Optional



Characters can be amplified, printed in bold optionally, and line spacing printing can be adjusted



All-round show





Application Area

Food delivery, restaurant, Traffic Citation, Logistics,
Transportation, Warehouse management, Delivery, Illegal
Parking Ticket, Drugstore, Price Tag, Retail/Farm



Paper Roll Installation



- A Open the printer cover.
- B Install the roller in the roll paper, and put them into the printer.
- C Pull out some paper outside the printer and then close the printer cover.
- D Close the top cover. Press the printer cover to avoid error position of roll paper.
- E Tear-off the paper correctly.

Setting the Printing Mode(DIP switches):

The DIP switches are used to set the printer to perform various functions, such as cutter mode, character set, speed, beeper, print density and etc.

Parameter

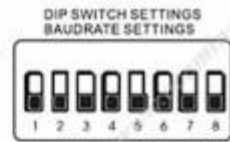
Printing Method	Direct Thermal
Printing Character	576 dots/line, 512 dots/line, ANK characters
Font	A: 12*24dots,1.5(W)*3.0(H)mm; B: 9*17dots,1.1(W)*2.1(H)mm
Simplified/Traditional Chinese	24*24dots, 3.0(W)*3.0(H)mm
Barcode Type	UPC-A/UPC-E/JAN13(EAN13)/JAN8(EAN8)CODABAR/ITF/CODE39/CODE93/CODE128
Printing Speed	300mm/sec
Interface	Parallel or Serial + USB + Ethernet
Printing Command	Compatible with ESC/POS
Drivers	Win9X/Win2000/Win2003/Win Vista/ Win 7/Window XP /, compatible with ESPON, SAMSUNG
Printing Width	79.5±0.5mm(print width 72mm)
Paper Diameter	83mm
Paper Thickness	0.06-0.08mm
Cutter	Auto cutter
Printing Reliability	100km
Power	DC24V/2.5A
Temperature	0-45 degree
Contrast Humidity	10-80%
External Dimension	195D*155W*148H mm
Gross Weight	2.70kg
Package	Inner Box: 29*21*17cm; Carton Size (8 pcs): 60*44*36(cm)



1. Remove the DIP switches cover on the bottom of the printer.

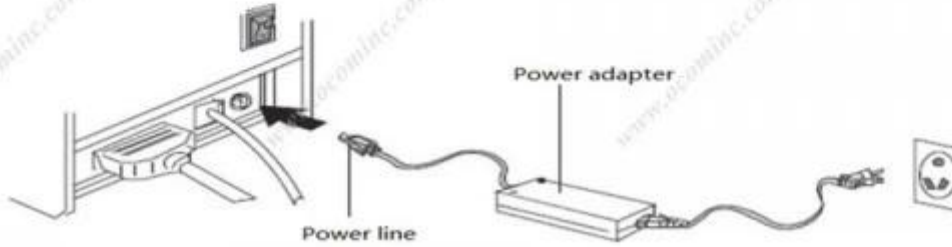


2. DIP switches setting

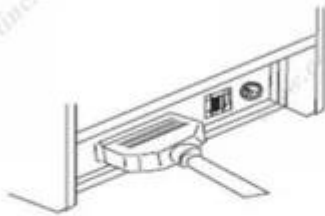


Connection

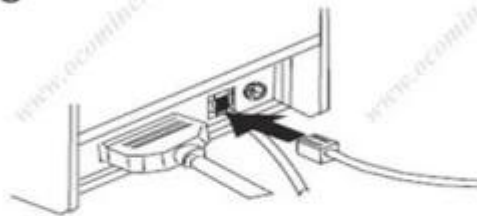
a



b



c



- a. Plug the DC cord connector into the printer's power connector..
- b. Plug the data cable connector into the printer's interface connector.
- c. Plug the drawer cable into the drawer kick-out connector on the back of the printer next to the interface connector.

Shipping and payment

1. Air, Sea, Express(DHL, FedEx, UPS, EMS, TNT and so on)
2. EXPRESS: around 3-7 working days to arrive
3. INTERNATIONAL AIR MAIL: usually around 2-4 days to arrive, will also depend on which destination port
4. By sea: depend on which destination port
5. T/T
6. Western Union
7. Escrow
8. L/C

Company Profile



OCOM Technologies Limited is a professional supplier specialized in POS and Auto-ID applications. Our products portfolio covers Barcode Scanner, Barcode Printer, Thermal Printer, Dot Matrix Printer, Magnetic Card Reader, Data Collector, POS Terminal, and other IOT products.

We have FCC, CE, RoHS, and other certifications. We have sell our products to West Europe, North American, Africa, Asia-Pacific and other countries.

OCOM has professional teams including marketing, R&D, quality control, production and sales service. All of the sales representatives have 3 to 10 years experience in international trading, which help us to meet the customers' needs.

OCOM have been sticking to the quality system of ISO9001:2008. We conduct strict IQC, IPQC and OQC inspection in every industrial procedure. Based on our strong capacity, the normal lead time for main products is about 3 to 7 days even for bulk order.

For more information, please contact us at info@ocominc.com

You can find more information of us at: www.ocominc.com,
Together we quest for the best.



Wymagane dokumenty:

[*Specyfikacja](#)

[*Podręcznik programu](#)

[*Instrukcja obsługi](#)

[*Sterownik dla Windowsdows](#)

[*Sterownik dla systemu Linux](#)

[*Parametry Printer Setting Tools](#)

[*Printdemo USB\(Application Program demo\)](#)

[*SDK dla Android](#)

[*Płyta CD Akta](#)