

Impressora de recibo térmico de WIFI de alta velocidade de 3 "de alta velocidade

(Modelo: OCPP-808-W)

Especificações:

Método de impressão	Impressão de linhas térmicas
Impressão de caracteres	576 pontos / linha (padrão), 512 pontos / linha; Personagens : Chinês Simplificado ponto 24x24, suporte 18030 biblioteca de fontes, suporte Taiwan e HK tradicional (fonte complexa), ANK personagens;
Fonte	A: 12 * 24 pontos, 1,5 (W) * 3,0 (H) mm; B: 9 * 17 pontos, 1,1 (W) * 2,1 (H) mm Simplificado / Tradicional: 24 * 24dots, 3,0 (W) * 3,0 (H) mm
Tipo de código de barras	JUPC-A / UPC-E / JAN13 (EAN13) / JAN8 (EAN8) / CODABAR / ITF / CODE39 / CODE93 / CODE128, Código QR
Velocidade de Impressão	300mm / seg
Interface	Wi-Fi + USB
Comando de impressão	Compatível com comandos ESC / POS
Drivers	Win9X / Windows XP / Win2000 / Win2003 / Win Vista / Win 7 / Win 8 / Win10 / Linux, compatível com o ESPON
Largura de Impressão	79,5 ± 0,5 mm (largura de impressão 72mm)
Diâmetro do papel	83mm
Espessura do papel	0,06-0,08mm
Cortador	Cortador automático
Confiabilidade de impressão	100km
Poder	DC24V / 2.5A
Temperatura	0-45 graus
Umidade do Contraste	10-80%
Dimensão externa	190 * 145 * 145 (mm)
Peso	1,60 kg
Encomenda em formação	OCPP-808-URL: USB + serial + Ethernet; OCPP-808-W: WiFi + USB;

Detalhes do produto:

OCPP-808

ocom
All your side



Product Picture



Features:

Simple but not easy

Attractive appearance, good quality.



*High Printing Speed up to 300mm/second;
Support multiple 1D and 2D QR code printing;*

*Reliable Auto Cutter built-in;
Reliable printer head with 100km life;
Easy paper-roll installation,
easy maintenance and rational structure;*



*Multiple interfaces available:
or USB+ Serial+ Ethernet (10/100MB),
Wi-Fi + USB + Ethernet (10/100MB);*

Sound and light alarm supported



suitable for kitchen application;



Compatible with EPSON ESC/POS commands.

*Support multi international languages;
Comply with android, and SDK for
Android available;*



Application Area

- Order printing for restaurant kitchen;
- Electronic cash register POS system bill printing;
- Electronic funds transfer (EFT) POS system bill printing;
- Sports, postal services, civil aviation ticket printing;
- Inquires and service system for ticket printing
- Measuring instrument information on printing;
- Tax, single-bill printing



Parameter

Printing Method	Thermal line printing
Printing Character	576dots/line (default), 512dots/line; Characters: Simplified Chinese 24x24 point, support 18030 font library, support Taiwan and HK traditional (complex font), ANK characters;
Font	A: 12*24dots, 1.5(W)*3.0(H)mm; B: 9*17dots, 1.1(W)*2.1(H)mm Simplified/Traditional: 24*24dots, 3.0(W)*3.0(H)mm
Barcode Type	JUPC-A/UPC-E/JAN13(EAN13)/JAN8(EAN8)/CODABAR/ITF/CODE39/CODE93/ CODE128, QR code
Printing Speed	300mm/sec
Interface	Wi-Fi + USB
Printing Command	Compatible with ESC/POS commands
Operation System	Win9X/ Window XP/Win2000/Win2003/Win Vista/ Win 7/ Win 8/Linux, compatible with ESPON ; Comply with Android, SDK available.
Printing Width	79.5±0.5mm(print width 72mm)
Paper Diameter	83mm
Paper Thickness	0.06-0.08mm
Cutter	Auto cutter
Printing Reliability	100km
Power	DC24V/2.5A
Temperature	0-45 degree
Contrast Humidity	10-80%
External Dimension	190*145*145(mm)
Net Weight	1.60kg
Package:	One piece printer in one small box, 8 boxes in one carton. 1 printer box: 30*22*18cm, 2.5kg; 8 printers carton: 46*49*36cm, 20kg.
Ordering information:	OCPP-808 -URL: USB+ Serial+ Ethernet; OCPP-808-W: Wi-Fi + USB

Supported Languages:

Afrikaans	Arabic (Tunisia)	English (British)	French (Switzerland)	Latvian	Spanish (Costa Rica)
Albanian	Arabic (Yemen)	English (Canada)	German (Austria)	Lithuanian	Spanish (Dominican)
Arabic (Algeria)	Basque	English (Caribbean)	German (Liechtenstein)	Macedonian	Spanish (Ecuador)
Arabic (Bahrain)	Belarus	English (Irish)	German (Luxembourg)	Polish	Spanish (Guatemala)
Arabic (Egypt)	Bulgarian	English (Jamaica)	German (Standard)	Portuguese (Brazil)	Spanish (Mexico)
Arabic (Iran)	Catalan	English (New Zealand)	German (Switzerland)	Portuguese (Portugal)	Spanish (panama)
Arabic (Jordan)	Chinese (Singapore)	English (South Africa)	Greek	Romanian	Spanish (Paraguay)
Arabic (Kuwait)	Chinese (Hongkong)	English (US)	Hebrew	Russian	Spanish (Peru)
Arabic (Lebanon)	Chinese (PRC)	Estonian	Hun	Serbian	Spanish (Uruguay)
Arabic (Libya)	Chinese (Taiwan)	Faroese	Icelandic	Slovak	Spanish (Venezuela)
Arabic (Morocco)	Croatian	Farsi	Indonesian	Slovenian	Thai Language
Arabic (Oman)	Czech	Finnish	Italian (Switzerland)	Swedish	Turkish
Arabic (Qatar)	Danish and Norwegian	French (Belgium)	Italian	Spanish (Argentina)	Ukrainian
Arabic (Saudi Arabia)	Dutch (Belgium)	French (Canada)	Japanese	Spanish (Bolivia)	Urdu
Arabic (Syria)	Dutch (standard)	French (Luxembourg)	Korean	Spanish (Chile)	Vietnamese

Power plug for option:



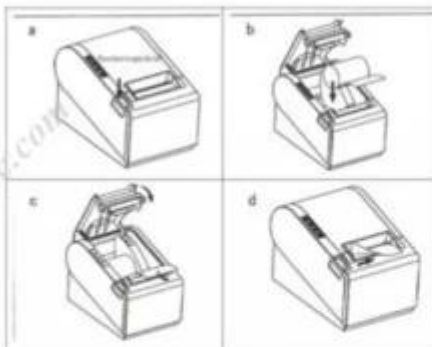
How to use?

Connecting the printer:

- ▶ The power adapter cable connect to the printer power interface
- ▶ The interface cable connect on the printer port behind
- ▶ The cash drawer connecting cable connect to the printer's behind the cash drawer interface



Installation of paper roll:



- A Open the printer cover.
- B Install the roller in the roll paper, and put them into the printer.
- C Pull out some paper outside the printer and then close the printer cover.
- D Close the top cover. Press the printer cover to avoid error position of roll paper.
- E Tear-off the paper correctly.

Setting the Printing Mode(DIP switches):

The DIP switches are used to set the printer to perform various functions, such as cutter mode, character set, speed, beeper, print density and etc.



2. DIP switches setting.

DIP SWITCH SETTINGS
BAUDRATE SETTINGS



Power indicator:
Turn on/off the printer

Alarm indicator:
When the printer is out of paper, the cutter error occurs or printer head overheats, the ALARM indicator flashes.

Paper indicator:
Both of paper indicator and error indicator are on, means paper end-user, both of paper indicator and error indicator are off, means have paper.

FEED button:
Press to feed paper manually.

Clean of printer:






When the printer has the following conditions should clean the print head:

- The printer does not clear
- The page frame lengthways of printer has some not clean
- Paper feed with a large noise

Printer cleaning steps as follows:

- ✓ Shut off the power of printer, Open the Top Cover; If there is paper, please wipe off the paper;
- ✓ If it just finished a printing, please wait for a while until the print head cooling;
- ✓ With a soft cotton cloth dipped in ethanol (to be wrung) erase the thermal printer head thermal surface dust, stains;
- ✓ As the anhydrous ethanol evaporate completely, closed the top cover, and restart to print.

Production Process

No.	Production Process	No.	Production Process	No.	Production Process
1	 Inspection 1	2	 Soldering	3	 Assembling 1
4		5		6	

	Assembling 2		Function Test		Ageing Test
7		8		9	
	Inspection 2		Packing 1		Packing 2

Production Capacity:

✓ Indicates information has been verified onsite by a certification specialist.

Production Capacity

Verified	Product Name	Production Line Capacity	Actual Units Produced(Previous Year)
✓	Thermal Printer	40,000 Sets / Month	250,000 Sets
✓	Dot Matrix Printer	15,000 Sets / Month	10,000 Sets
✓	Bluetooth Printer	30,000 Sets / Month	20,000 Sets
✓	Barcode Scanner	40,000 Sets / Month	20,000 Sets
✓	POS Machine	5,000 Sets / Month	10,000 Sets
✓	Magnetic Card Reader and Writer	45,000 Sets / Month	50,000 Sets

Verified by TUV on 2013.7.15

Quality Assurance:



OCOM is dedicated to providing most cost-effective products and services with highest quality that will meet customers' satisfaction.

Since the establishment, OCOM has been sticking strictly to the standard and requirements of ISO9001: 2000 in the processes of research, design, manufacturing and services. OCOM's products have passed CE, FCC, TUV, RoHs and other certifications.

We make strictly IQC, IPQC and OQC inspection per industrial standard. All the products must pass 24-48 hours aging test before shipment. Some designated models can have as long as 24 months warranty.

Test Equipments:

✓ Indicates information has been verified onsite by a certification specialist.

Test Equipment and Facilities

Verified	Machine Name	Brand & Model No.	Quantity
✓	Ageing Tester	No Information	6
✓	Withstand Voltage Tester	CC2670A	1
✓	Oscilloscope	TBS1102	1
✓	DC Power Supply	PS-305DM	6

✓	Digital Torque Meter	HP100	1
✓	Calliper	GUANGLU	2
✓	Multi-meter	VC890D	7
	Test Computer	No Information	13

Verified by TUV on 2013.7.15

Certification:



Warranty and After Sales:



- ▶ All products' warranty are not less than 12 month, some models even up to 24 months warranty.
- ▶ Spare parts will be provided for mass orders for customers' local maintenance.
- ▶ Any product found to be defective within 30 days of shipment shall be deemed Dead on Arrival (DOA). DOA products will be advance replaced and shipped via express.
- ▶ Have distributors or authorized agents in the main market who can provide local repair and replacement services.
- ▶ Professional CRM management insures fast respond for customer's enquiries and orders tracking.
- ▶ Sales with many years experience in foreign trade, proficient in foreign languages and strong sense of responsibility.
- ▶ 7*24 hours online, responds with 12 hours in working days, and within 24 hours for rest days.

Packing and Shipment:





Payment:



Company Profile

This Assessed Supplier Has Been Independently Verified

Build Your Growth On Trust



OCOM Technologies Limited is a professional supplier specialized in POS and Auto-ID applications. Our products portfolio covers Barcode Scanner, Barcode Printer, Thermal Printer, Dot Matrix Printer, Magnetic Card Reader, Data Collector, POS Terminal, and other IOT products.

We have FCC, CE, RoHS, and other certifications. We have sell our products to West Europe, North American, Africa, Asia-Pacific and other countries. OCOM has professional teams including marketing, R&D, quality control, production and sales service. All of the sales representatives have 3 to 10 years experience in international trading, which help us to meet the customers' needs. OCOM have been sticking to the quality system of ISO9001:2008. We conduct strict IQC, IPQC and OQC inspection in every industrial procedure. Based on our strong capacity, the normal lead time for main products is about 3 to 7 days even for bulk order. You can find more information of us at: www.ocominc.com, Together we quest for the best.



Why you choose us?



Documentos relevantes:

[*Especificação](#)

[*Manual do programa](#)

[*Manual de instruções](#)

[*Driver para ventoOws](#)

[*Driver para Linux](#)

[*Parâmetros da Impressora Ferramentas de Configuração](#)

[*USB Printdemo\(Demonstração do Software de Aplicação\)](#)

[*Bluetooth Printdemo\(Demonstração do Software de Aplicação\)](#)

[*Demonstração de impressoras Wifi\(Demonstração do Software de Aplicação\)](#)

[*SDK para Android](#)

[*CD arquivos](#)